

# Treat all wounds as internal wounds

Andrew Hague\*

Professor of Advanced Medicine, President, Cellsonic, Manufacturers of Medical Equipment, United Kingdom

When we think of wounds we think of the skin. It is our main external organ that is prone to injury and has the ability to heal. The means by which the healing happens comes from inside and is a function of the immune system recognising that it has to send stem cells to the site, blood with additional oxygen and repair nerves so that the new skin is sensitive. When healing does not happen, the cure has to be done internally for what is on the outside has no effect other than keeping the wound clean.

There are two reasons why a wound refuses to heal: infection and lack of vascularisation.

Cleaning a wound and applying antiseptics is a useful first step but if they have no effect applying more will still be useless. Filling the patient with antibiotics causes more damage than it solves. The digestion system is disrupted which is unhelpful because during healing the body needs nutrition. What exactly the infection is will be unknown to the doctor or nurse and they do not know where it is.

If the patient is diabetic, and diabetics provide hospitals with most of the non-healing wounds, their blood supply is generally inadequate. A vascular surgeon armed only with a drug cabinet and scalpel has no way to make the blood flow increase so the wound does not receive the growth factors, stem cells and oxygen which will cause new tissue regeneration until the chalone signal that no more growth is required.

Activating the body's functions internally from outside without drugs is only possible with the very intense pressure pulses (VIPP) generated by a CellSonic VIPP machine. This has evolved from the old fashioned shockwave machines that forty years ago were used to crack kidney stones. Professor Christian Busch at Tübingen University bought a CellSonic machine, conducted trials at his own expense and confirmed that of all wound healing methods CellSonic VIPP is by far the best. He has since moved to Switzerland taking his machine with him and his records show that he has closed wounds in 90% of his patients. This figure must be seen against the fact that his patients were all failures of other doctors. Those without CellSonic were unable to make a wound heal regardless of the cause of the wound.

## When drugs are useless

All drugs have side effects. Do we also know when they are useless?

Drugs are spread around the body by the circulation of blood. What is intended for one place invariably ends up in many other places, hence the risks with drugs.

So what if there is no blood? Bone without blood is said to be dead. Limbs with poor blood supply are dying, wounds open, get infected and do not close. If the blood supply is useless then drugs are also useless.

So what to do? You must restore the blood supply. It is as simple as that. Bring the dead bone back to life. Get blood circulating through

limbs and wounds so that white cells, stem cells, and all that the immune system can deliver is working again.

And there are no drugs to help you.

There is only one way. Fortunately, it is easy and low cost. Use a CellSonic VIPP machine to send sudden pressure pulses into the body to cause the growth of capillaries. This is the way to heal bone, kill infection, heal wounds, remove cellulite, repair nerves and increase muscle strength; the new branch of medicine already forty years old, developed by industry and now being adopted as first resort, not last. There are no side effects, is non-invasive, is preferred by patients and great cost savings.

There are more scans on the website [www.cellsonic-medical.com](http://www.cellsonic-medical.com) Internal wounds present the same problems as external wounds. Other organs heal in a similar way to skin. Therefore what heals skin heals internal organs. This was proven in Peru by a doctor who had healed wounds on humans and horses. Internal wounds other than war and trauma are caused by surgery. It should be standard protocol to use CellSonic VIPP after every surgical operation to kill any infection that may have entered to body and to cause closure of the wounds internally and externally. To see the external wound close does not mean that the internal wounds have also healed. Due to these dangers, surgery should always be the last resort.

Post-operative surgical wounds often fail to heal. However, when CellSonic VIPP is used, as reported by Prof Busch, 100% of the wounds heal. The cost of another operation to correct the previous failure is greater than the cost of a CellSonic machine which could well have solved the problem non-invasively in the first place.

An internal wound is called a fistula.

Fistula healed non-invasively. CLINICAL REPORT

Dr. Darío Rodríguez Escalante and Dr. Darío Rodríguez Saldarriaga  
Lima, Peru, [dariore@gmail.com](mailto:dariore@gmail.com)

A 59 years old male had for three months a lumbar cramp-like pain in the left side of his abdomen. A diagnosis showed a left renal cyst. He had a pre-op inspection and then a laparoscopic extraction through the left lumbar site. During the post-op care, he started to show signs of a fistula, probably due to an accidental contact of the trocar with the colon.

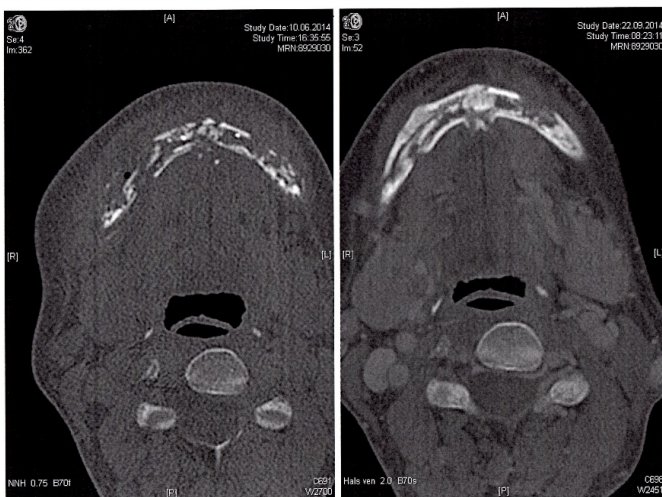
**Correspondence to:** Andrew Hague, Professor of Advanced Medicine, President, Cellsonic, Manufacturers of Medical Equipment, United Kingdom, Tel: +1 315 210 6307; E-mail: [cellsonic.beauty@gmail.com](mailto:cellsonic.beauty@gmail.com)

**Received:** September 30, 2017; **Accepted:** October 20, 2017; **Published:** October 24, 2017



**Figure 1.** In this photo you see what is left of a mandible (jaw bone) that is dead. The patient is on expensive pain killers night and day, unable to eat and has a choice of amputation or death or both.

Wahrung: Bilder aus mehreren Studien und/oder von mehreren Patienten gedruckt



**Figure 2.** Here is a CT scan with the left hand picture showing the jaw before treatment and the right hand picture after three treatments each taking only a few minutes. The white is bone; the jaw at the top. The black hole in the middle is the throat. Underneath that you can see the spine bone. Notice the growth of bone. What was dead has come back to life. Pain has gone. A life has been saved.

To check the suspicions about the fistula, contrast dye was administered through the skin opening and the fistula was confirmed visually. There were two colons on the lower back.

The patient consulted an abdominal surgeon who suggested a small resection of the affected portion of the colon. Now distrusting invasive surgery, the patient instead approached Dr. Darío Rodríguez who offered non-invasive surgery with his CellSonic VIPP medical machine.

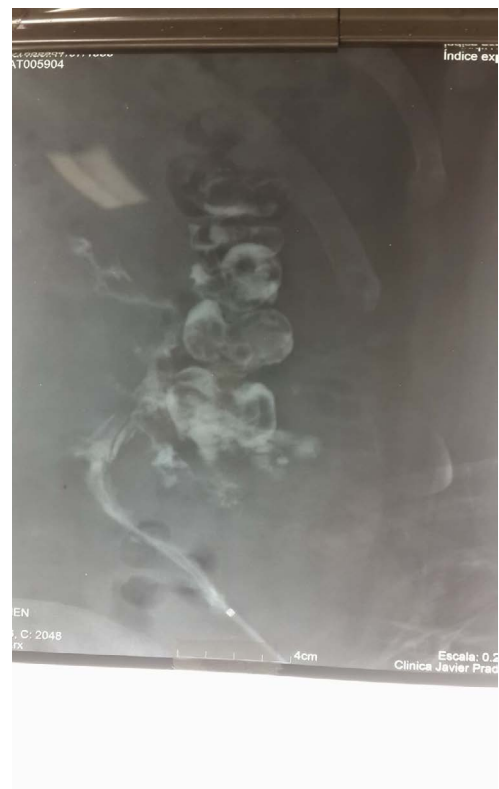
This technology can be likened to a lithotripter except that it is weaker, smaller, hand held and a much lower cost. For about forty years, lithotripters have broken kidney stones with much higher energy applied to the kidney and there have been no reports of side effects on millions of patients in all hospitals throughout the world. CellSonic has taken the technology to an advanced state with VIPP (very intense pressure pulses) which kill infection and cause soft tissue to regenerate without drugs.

Dr Rodríguez used an infinity head on the CellSonic. This projects the pressure pulses at the rate of four a second deep into the body aimed by the doctor according to his knowledge of the anatomy. Pulses hitting the internal wound caused healing. Where pulses hit healthy tissues, no harm is done. It is this convenience that allows such treatments to be used with far less risk than open surgery or applying drugs all of which incur side effects. As the patient in this case now understands, if his cyst had been treated by CellSonic in the first place, he would have been easily cured and spared an ordeal. The cost would also have been negligible in comparison.

The fistula was treated once a week for 8 weeks. The healing was monitored by a sonogram. With the skin now closed, using a contrast dye was not practical. Initially secretion from the fistula was about 50 cc every four to five days and as the treatment began the outflow reduced until the wound completely healed. The patient had been advised to have major surgery involving a hemicolectomy and a likely colostomy with closure of the second colon.

The means by which VIPP causes healing is understood from many years of success with external wounds and this treatment shows that the same process occurs deeper in the body. Nitric oxide will form for the generation of growth factor tissues. Stem cells migrate to the site triggered by the instructions of the immune system. Artificially developed stem cells seldom succeed. Only the immune system causes the right type of cells to reach exactly the right place in the right quantity. Infection is killed mechanically; the pulses rupture infection whatever it may be. Healthy cells are unaffected.

Dr. Darío Rodríguez Escalante and Dr. Darío Rodríguez Saldarriaga, have taken a major step forward in the non-invasive options for the benefit of the patients avoiding the use of drugs and risks that conventional surgery always brings to the patients.



**Figure 3.** Ecografía de Fistula Ecografía Post Tratamiento

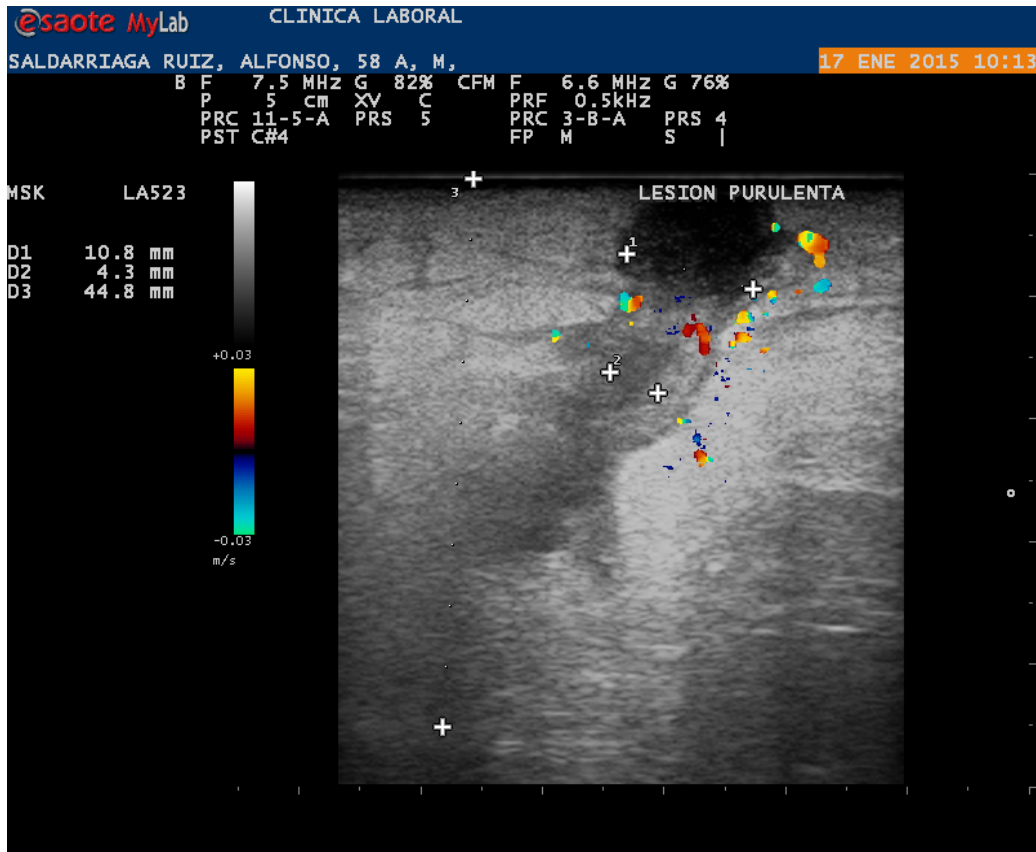


Figure 4. Paciente Tratado Con 8 Sesiones De Ondas De Choque De Alta Energia Con Equipo Medico



Figure 5. Paciente Tratado Con 8 Sesiones De Ondas De Choque De Alta Energia Con Equipo Medico

**Copyright:** ©2017 Hague A. This is an open-access article distributed under the terms of the Creative Commons Attribution License, which permits unrestricted use, distribution, and reproduction in any medium, provided the original author and source are credited.